

MAXIMUS MPXL SERIES2

EXPLOSION-PROOF PTZ WITH DAY / NIGHT CAMERA AND ILLUMINATOR



- Certified explosion-proof for use in Zones 1 and 2, Group IIC (Gas), Zones 21 and 22, Group IIIC (Dust)
- Maximum resistance in corrosive environments
- Illuminator with lighting distance up to 200m
- Junction box with integrated SFP slot to allow fiber optic connection



MAXIMUM RESISTANCE IN THE MOST CRITICAL ENVIRONMENTS

MAXIMUS MPXL SERIES2 is the new generation of ex-proof PTZ with a Day/Night camera and built-in LED illuminator.

This certified ex-proof PTZ camera is the optimum solution for effective video surveillance and process control in the Oil & Gas, Maritime and Industrial sectors and in environments where there is a risk of fire or explosion as a result of flammable gases or vapours, flammable liquids or combustible dust being present.

MAXIMUS MPXL SERIES2 offers maximum resistance in corrosive environments with industrial and marine environments, thanks to construction in AISI 316L stainless steel and micro-shot peened and electro-polished surfaces. Furthermore, the IP66/IP67/IP68/IP69, NEMA Type 4X and Type 6P certification guarantees complete protection against water and dust entry, even in difficult conditions.

CERTIFIED QUALITY

All the versions of the PTZ MAXIMUS MPXL SERIES2 are explosion-proof certified with an ambient temperature up to +70°C with international certification for use in Zone 1 and 2, Group IIC for gas, Zone 21 and 22 and Group IIIC for dust.

MAXIMUS SERIES2 products are Lloyd's Register Marine Type Approval System Test Specification Number 1 certified and can be used in Marine and Offshore applications.

SONY FCB-EV7520 CAMERA

The visible camera is a SONY FCB-EV7520 with 30x optical zoom and a 1/2.8" Exmor R™ CMOS sensor with Full HD 1080/60p resolution that produces the highest image quality, even when filming moving objects or in poor lighting conditions. The advanced SONY technology brings Wide Dynamic Range and a configurable High Light Compensation that allows optimal management of areas subject to vibrations and contrasting light and dark conditions. You can set up to 24 dynamic privacy zone masks.

ILLUMINATOR

This PTZ explosion-proof camera, thanks to its exceptional imaging performance and built-in lighting, can recognise and identify the object in outdoor areas up to 200m away, even during the night or in poor lighting conditions.

The illuminator LEDs automatically adapt to the zoom factor and uniformly illuminate the line of vision, eliminating hotspots and under-exposure.

Activation of the illuminator can take place via software, based on the surrounding brightness, and also according to preset or zoom, using alarm input or manually.

INSTALLATION FLEXIBILITY

The SERIES2 range of cameras can easily connect the PTZ via fibre optic thanks to the SFP module slot installed directly into the junction box integrated into the base of the unit.

The double cable entry and the numerous accessories and supports available (washing system, communication box, pre-wired cables, cable glands, wall supports, railing supports, corners and pole), allow exceptional installation flexibility.

GEOMOVE AND GEOMOVE&TRACK FUNCTIONS

The new MAXIMUS MPXL SERIES2 PTZ video cameras can be geo-localized on the maps to support the GeoMove and GeoMove&Track features..

The GeoMove feature is very useful in perimeter surveillance systems and for port traffic control because it lets you capture any target through geographic coordinates, even in critical visibility or offshore conditions.

The GeoMove feature can typically be activated using a camera with Videotec Analytics on board, or through third-party software such as Video Management Software (VMS), which provide the geographic coordinates of a target and use them to guide the Videotec PTZ cameras to capture the target. The coordinates can also be sent in the same way using Vessel Tracking Services (VTS - navigation control services) or using radar control systems.

Furthermore, PTZ video cameras with Videotec Analytics on board can activate the GeoMove&Track feature. In this case, the Videotec PTZ camera that receives the coordinates of the target, thanks to the video analytics, can also recognize and autonomously follow the geo-localized target.

The GeoMove&Track function offers the benefit of having a complete, turn-key positioning and tracking solution, guaranteed by Videotec.

100% MADE IN VIDEOTEC

SERIES2 offers an integrated certified all-in-one professional solution. Since everything from mechanics to electronics, positioning and networking, software and firmware are all proudly developed end-to-end by Videotec's internal teams, as is the case for all the company's products, these PTZs come with the Videotec guarantee of being reliable, cyber-safe, future-proof and easily integrated with third-party products.

At the heart of Videotec's product development is the concept of cyber-sustainability. To help customers protect their video surveillance systems and keep them secure, Videotec provides constant updates, training and support throughout the lifecycle of its products, regardless of how old the device is or whether it is still for sale.

Thanks to digitally signed firmware, password-restricted access, access control, centralised management of certificates and compliance with ONVIF Security Service specifications, Videotec guarantees that all its IP products will have the highest level of security during data transfer and device access.

In the SERIES2, Videotec has expanded the list of compatible software, but has not changed the tested and proven software functions and protocols already found in the MAXIMUS MPX series. As a result, Videotec can guarantee complete compatibility and interchangeability between the previous and new generations of PTZ, while protecting the investments made by its customers when it comes to validation and integration of MAXIMUS MPX.

TECHNICAL DATA

GENERAL

AISI 316L stainless steel construction
External surfaces micro-shot peened and electro-polished
Dynamic positioning control system
Maximum number of presets: 250

MECHANICAL

Cable inputs: 2 x 3/4" NPT
Zero backlash
Horizontal rotation: 360°, continuous rotation
Vertical rotation: from -90° up to +90°
Horizontal speed (variable): from 0.1°/s to 100°/s
Tilt speed (variable): from 0.1°/s to 100°/s
Accuracy of preset positions: 0.02°
Integrated wiper
Unit weight: 31kg (68lb)

ELECTRICAL

Supply voltage/Current consumption:

- from 220Vac up to 230Vac ±10%, 0.54A, 50/60Hz
- 24Vac ±10%, 5A, 50/60Hz
- 120Vac ±10%, 1A, 50/60Hz
- 100Vac ±10%, 1.2A, 50/60Hz

Power consumption:

- 120W max

NETWORK

RJ45 port

- Ethernet connection: 10BASE-T/100BASE-T

Slot SFP (SMALL FORM FACTOR PLUGGABLE)

- Ethernet connection: 100BASE-FX
- Supply voltage: 3.3V
- Standard: MSA compliant

The SFP module (not supplied by VIDEOTEC) must meet the following requirements:

- Laser: Class 1, complies with EN60825-1
- Certification: UL/IEC 60950-1 or UL/IEC 62368-1

CYBERSECURITY

Digitally signed firmware
Password restricted access (HTTP digest)
Support of various user access levels
Control of accesses IEEE 802.1X
HTTPS cryptography using TLS1.0, TLS1.1, TLS1.2 and TLS1.3
Centralised certificate management
Complies with ONVIF Security Service specifications

VIDEO ANALYTICS

Ultra-robust detection algorithms and auto-tracking, specifically for outdoor perimeter control.
Targets Classification: People, vehicles, generic objects
Programmable rules for video analysis, VIDEOTEC ANALYTICS (it is possible to rapidly configure up to ten rules for every preset using an intuitive control management interface)

- Line crossing: the target triggers an alarm if it crosses the line in one or both directions
- Entering/leaving area: the target triggers an alarm if it leaves or enters the configured area
- Appearing in area: the target triggers an alarm if it appears inside the configured area
- Loitering: the target triggers an alarm if it stays inside the configured area over the set time

Detection Mask: disables the detection activity in a portion of the image to prevent false alarms

Video Tampering Detection: a specific ONVIF alarm is triggered if the video camera view is obstructed (e.g. spray)

VIDEO

Video encoder

- Communication protocol: ONVIF, Profile Q, Profile S and Profile T
- Device configuration: TCP/IPv4-IPv6, UDP/IPv4-IPv6, HTTP, HTTPS, NTP, DHCP, WS-DISCOVERY, DSCP, IGMP (Multicast), SOAP, DNS
- Streaming: RTSP, RTCP, RTP/IPv4-IPv6, HTTP, Multicast
- Video compression: H.264/AVC, MJPEG, MPEG4, snapshot JPEG
- 3 independent video streams Full HD
- Image resolution: from 320x180pixel up to 1920x1080pixel in 8 steps
- Selectable frame rate from 1 to 60 images per second (fps)
- Web Server
- Directional OSD (maximum 4 settable areas)
- Motion Detection
- Video analytics: VIDEOTEC ANALYTICS (optional)
- QoS: Differentiated DSCPs for streaming and device management
- SNMP and NTCIP protocols

I/O INTERFACE

Input for remote reset: 1

Alarm inputs: 1

Relay outputs: 1+1 (1A, 30Vac/60Vdc max, one relay reserved for washer pump and one configurable)

CAMERAS

SONY FCB-EV7520 Day/Night Full HD 30x

Resolution: Full HD 1080p (1920x1080)

Image Sensor: 1/2.8" Exmor™ R CMOS sensor

Effective Pixels: approx. 2.13 Megapixels

Minimum Illumination:

- Colour: 0.0013lx (50 IRE, High sensitivity on)
- B/W: 0.0008lx (30 IRE, High sensitivity on)

Focal length: from 4.3mm (wide) up to 129mm (tele)

Zoom: 30x (360x with digital zoom)

Iris: from F1.6 up to F14 (Auto, Manual)

Horizontal Viewing Angle: from 63.7° (wide end) up to 2.3° (tele end)

Vertical Viewing Angle: from 38.5° (wide end) up to 1.3° (tele end)

Shutter speed: from 1/1s up to 1/10000s (Auto, Manual)

White balance: Auto, Auto Tracing, Indoor, Outdoor, Manual, Outdoor Auto, Sodium Lamp (Fix/Auto/Outdoor Auto)

Gain: from 0dB up to 50.0dB (Auto, Manual)

Wide Dynamic Range: 120dB

Focus System: Auto (PTZ Trigger, Full Auto), Manual

Picture Effects: E-flip

Noise removal (2D, 3D): Off, On (from level 1 up to level 5)

Exposure Control: Auto, Manual, Priority (Shutter priority, Iris priority, Brightness priority)

De-fog: Off, Low, Mid, High

Dynamic masking of privacy zones: maximum 24 masks settable, maximum 8 simultaneously displayable

Indoor Flicker Reduction

Gain Limit: from 10.7dB up to 50dB

High sensitivity: On/Off

Backlight Compensation: On/Off

Auto Slowshutter: On/Off

Exposure compensation: Off, On (from -10.5dB up to +10.5dB)

Sharpness: from level 0 up to level 15

High Light Compensation (HLC): Off, Low, Mid, High, Masking Level (Off, On, from level 1 up to level 15)

Digital image stabilization: On/Off

ILLUMINATORS

The illuminator with IR or white LED

Number of LED groups selectable: 2 (spot, wide)

Wide beam angle of dispersion: 40° (horizontal), 16° (vertical)

Spot beam angle of dispersion: 13° (horizontal), 13° (vertical)

Maximum viewing distance: 200m

Illuminator activation: configurable by software, can be activated via presets, can be activated according to the zoom factor, based on the scene brightness, from alarm input or manually

LECC: The "LED Energy Consumption Control" technology allows the illuminator to withstand high temperatures and so ensure the LEDs operate correctly for the entire life of the product.

Illuminator with IR type LED

- Wavelength: 850nm
- Number of LEDs: 11

Illuminator with white light LED

- Light color temperature: 6500K
- Number of LEDs: 10

ENVIRONMENT

For indoors and outdoors installation

Certification temperature: from -40°C (-40°F) up to +70°C (158°F)

De-icing function intervention (cold start): from -40°C (-40°F) up to -10°C (14°F)

Wind resistance

- PTZ static: 230km/h (143mph) max.
- PTZ operational at the maximum speed: 210km/h (130.5mph) max.

Relative humidity: from 5% up to 95%

CERTIFICATIONS

Electrical safety (CE): EN60950-1, IEC60950-1, EN62368-1, IEC62368-1
Electromagnetic compatibility (CE): EN50130-4, EN55032 (Class A), EN61000-6-4, EN61000-3-2, EN61000-3-3
RoHS (CE): EN IEC 63000
Outdoor installation (CE): EN60950-22, IEC60950-22
Photobiological safety (CE): EN62471, IEC62471
Vibration test: EN50130-5, EN60068-2-6
UL certification (UL62368-1, CAN/CSA C22.2 No. 62368-1-14) (not available for 100Vac versions): cULus Listed
Electromagnetic compatibility (North America) (not available for 100Vac versions): FCC part 15 (Class A), ICES-003 (Class A)
IP protection degree (EN/IEC60529): IP66, IP67, IP68, IP69
Level of protection Type (UL50E) (not available for 100Vac versions): 4X, 6P
RCM (Australian and New Zealand Regulatory Compliance Mark)
NDAA-compliant

CERTIFICATIONS - EXPLOSION-PROOF APPLICATIONS

ATEX (EN IEC 60079-0, EN 60079-1, EN 60079-31)
IECEX (IEC 60079-0, IEC 60079-1, IEC 60079-31)
UL listed for USA (UL 60079-0, UL 60079-1, UL 60079-31) (not available for 100Vac versions)
UL listed for Canada (CAN/CSA-C22.2 NO. 60079-0, CAN/CSA-C22.2 NO. 60079-1, CAN/CSA-C22.2 NO. 60079-31) (not available for 100Vac versions)
EAC Ex (TR CU 012/2011) (pending)
INMETRO (ABNT NBR IEC 60079-0, ABNT NBR IEC 60079-1, ABNT NBR IEC 60079-31)
KCs (Employment and labor department 2020-33)
For further details on certifications and markings, consult the relevant table.

CERTIFICATIONS - MARINE APPLICATIONS

Lloyd's Register Marine Type Approval certification (with MAXIMUS MBX communication box or with FM1010 filter):
Test Specification Number 1 (ENV1, ENV2, ENV3, ENV5)
Electromagnetic compatibility: EN60945
Salty fog resistance: EN60068-2-52

ACCESSORIES

WASEX2T4AT	10l tank with integrated manual pump, controlled by an ATEX certified solenoid valve, delivery head up to 30m (98ft), with 20m (66ft) antistatic water delivery pipe, IN 24Vac/Vdc
WASEX2T4ATPR	10l tank with integrated manual pump, controlled by an ATEX certified solenoid valve and pressure switch, delivery head up to 30m (98ft), with 20m (66ft) antistatic water delivery pipe, IN 24Vac/Vdc
WASEX2T4GOR	10l tank with integrated manual pump, controlled by an EAC Ex certified solenoid valve, delivery head up to 30m (98ft), with 20m (66ft) antistatic water delivery pipe, IN 24Vac/Vdc
WASEX2T4IN	10l tank with integrated manual pump, controlled by an INMETRO certified solenoid valve, delivery head up to 30m (98ft), with 20m (66ft) antistatic water delivery pipe, IN 24Vac/Vdc
MBX1MAA	Explosion-proof communication box in stainless steel, IN 230Vac, with EMC filter for marine certification
MBX2MAA	Explosion-proof communication box in stainless steel, IN 24Vac, with EMC filter for marine certification
MBX3MAA	Explosion-proof communication box in stainless steel, IN 120Vac, with EMC filter for marine certification
MBA1S5A	Explosion-proof communication box in aluminium, IN 230Vac
MBA2S5A	Explosion-proof communication box in aluminium, IN 24Vac
MBA3S5A	Explosion-proof communication box in aluminium, IN 120Vac
OCTEX3/4C	Cable gland in nickel-plated brass with gasket EX 3/4" NPT, unarmoured cable IECEX-ATEX-EAC Ex
OCTEXA3/4C	Cable gland in nickel-plated brass with gasket EX 3/4" NPT, armoured cable IECEX-ATEX-EAC Ex
OCTEXB3/4P	Barrier cable gland in nickel-plated brass EX 3/4" NPT, unarmoured cable IECEX-ATEX-EAC Ex
OCTEXBA3/4P	Barrier cable gland in nickel-plated brass EX 3/4" NPT, armoured cable IECEX-ATEX-EAC Ex
OCTEX3/4	Cable gland in nickel-plated brass with gasket EX 3/4" NPT, unarmoured cable ATEX
OCTEXA3/4	Cable gland in nickel-plated brass with gasket EX 3/4" NPT, armoured cable ATEX

OCTEX1/2-3/4P	Cable glands reduction in nickel-plated brass Ex 3/4" - 1/2" NPT IECEX-ATEX-EAC Ex
OCTEXP3/4C	Conduit cable gland nickel-plated brass 3/4" NPT IECEX-ATEX- c CSA us - EAC Ex (operating temperature: from -60°C (-76°F) up to +80°C (+176°F))
OEXPLUG1/2P	Plug EX 1/2" NPT IECEX-ATEX-EAC Ex
OEXPLUG3/4P	Plug EX 3/4" NPT IECEX-ATEX-EAC Ex
FM1010	EMC filter for Marine certification
MPX2CABLARM4	Cabling for MAXIMUS MPX SERIES2, 4m (13.1ft), armoured cable, barrier cable gland: 1 Ethernet cable, 3 power supply conductors, 7 conductors for alarms and relay
MPX2CABL4	Cabling for MAXIMUS MPX SERIES2, 4m (13.1ft), unarmoured cable, barrier cable gland: 1 Ethernet cable, 3 power supply conductors, 10 conductors for alarms and relay
MPX2CABLARM10	Cabling for MAXIMUS MPX SERIES2, 10m (32.8ft), armoured cable, barrier cable gland: 1 Ethernet cable, 3 power supply conductors, 7 conductors for alarms and relay
MPX2CABL10	Cabling for MAXIMUS MPX SERIES2, 10m (32.8ft), unarmoured cable, barrier cable gland: 1 Ethernet cable, 3 power supply conductors, 10 conductors for alarms and relay
CMSN2200	Unarmoured black cable, available by the metre (minimum order 10m (32.8ft)): 2 Ethernet cables, 3 power supply wires, 2 coaxial video cable, 15 wires for alarms, relays and telemetry
CMAN1200	Armoured black cable, available by the metre (minimum order 10m (32.8ft)): 1 Ethernet cable, 3 power supply wires, 1 coaxial video cable, 7 wires for alarms, relays and telemetry

For further details about cable glands part numbers, please refer to the relevant table.

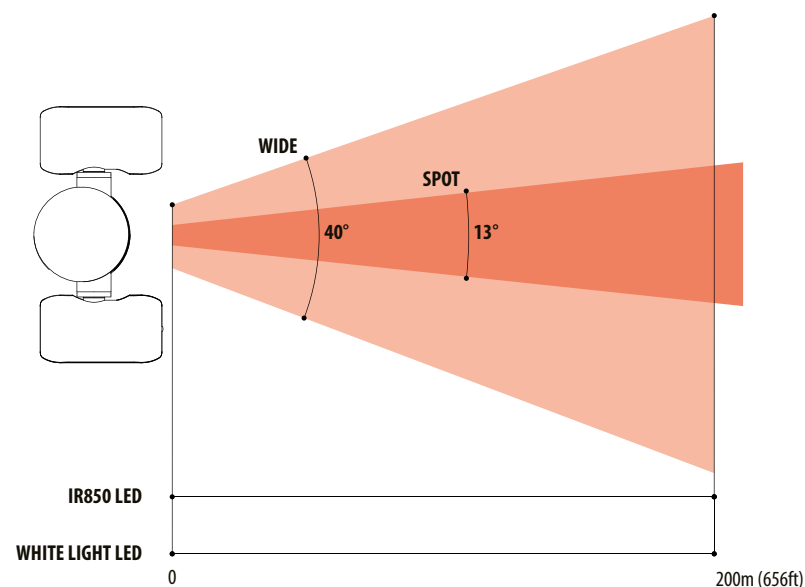
For further details on cable codes please refer to the relevant datasheet.

BRACKETS AND ADAPTORS

MPXCW	AISI 316L stainless steel corner adapter module
MPXWBA	AISI 316L stainless steel wall bracket
MPXCOL	AISI 316L stainless steel pole adapter module
MPXWBTA	AISI 316L stainless steel parapet or ceiling mounting bracket

PACKAGE

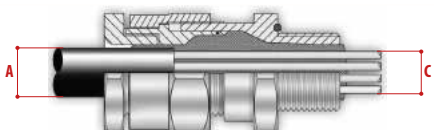
Model Number	Weight	Dimensions (WxHxL)	Master carton
MPXL	35kg (77lb)	54x31x49cm (21x12x19in)	-



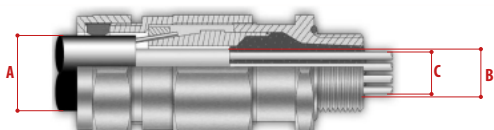
The distances and the performance depend on the environmental conditions.

CABLE GLANDS AND ACCESSORIES 3/4" NPT

Type	Certification	Operating temperature	Cable	Model Number	Maximum diameter of the external sheath (A)	Maximum diameter of the internal sheath (B)	Maximum diameter of the conductors bundle (C)
Barrier cable gland	IECEX/ATEX/EAC Ex	-60°C (-76°F) / +135°C (+275°F)	Unarmoured cable	OCTEXB3/4P	20.0mm (0.78in)	-	17.8mm (0.7in)
			Armoured cable	OCTEXBA3/4P	16.8 - 23.9mm (0.66-0.94in)	20mm (0.79in) max	17.8mm (0.7in)
Cable gland with gasket	IECEX/ATEX/EAC Ex	-60°C (-76°F) / +100°C (+212°F)	Unarmoured cable	OCTEX3/4C	13.0 - 20.2mm (0.51-0.79in)	-	-
			Armoured cable	OCTEXA3/4C	16.9 - 26.0mm (0.66-1.02in)	11.1 - 19.7mm (0.44 - 0.78in)	-
	ATEX	-40°C (-40°F) / +100°C (+212°F)	Unarmoured cable	OCTEX3/4	14.0 - 17.0mm (0.55-0.67in)	-	-
			Armoured cable	OCTEXA3/4	18.0 - 23.0mm (0.71-0.91in)	14.0 - 17.0mm (0.55-0.67in)	-
Plug EX 3/4"NPT	IECEX/ATEX/EAC Ex	-100°C (-148°F) / +400°C (+752°F)	-	OEXPLUG3/4P	-	-	-
Conduit sealing fitting	IECEX-ATEX- c CSA us - EAC Ex	-60°C (-76°F) / +80°C (+176°F)	-	OCTEXP3/4C	-	-	11.0mm (0.43in)
Reduction 3/4" NPT x 1/2" NPT	IECEX/ATEX/EAC Ex	-100°C (-148°F) / +400°C (+752°F)	-	OCTEX1/2-3/4P	-	-	-



Barrier cable gland with unarmoured cable




Barrier cable gland with armoured cable



Cable gland with gasket with unarmoured cable



Cable gland with gasket with armoured cable



Conduit sealing fitting

MAXIMUS MPXL SERIES2 WITHOUT VIDEOTEC ANALYTICS- CERTIFICATIONS AND MARKINGS

Part number	Certification	Marking	Ambient temperature	Cable entry temperature
MPXL1282F0**C, MPXL2282F0**C, MPXL3282F0**C	ATEX	⊕ II 2G Ex db IICT6...T4 Gb ⊕ II 2D Ex tb IIIC T85°C...T135°C Db	-40°C ≤ Ta ≤ +50°C or +60°C or +70°C (T6/T85°C with Ta ≤ +50°C) (T5/T100°C with Ta ≤ +60°C) (T4/T135°C with Ta ≤ +70°C)	+80°C with Ta ≤ +60°C +90°C with Ta ≤ +70°C
	IECEX	Ex db IICT6...T4 Gb Ex tb IIIC T85°C...T135°C Db		
	EAC Ex (pending)	1 Ex d IICT6...T4 Gb X Ex tb IIIC T85°C...T135°C Db		
	INMETRO	Ex db IICT6...T4 Gb Ex tb IIIC T85°C...T135°C Db		
	KCs	Ex d IIC T6...T4 Ex tb IIIC T85°C...T135°C		
	UL Hazardous Location America	Class I, Zone 1, AEx db IIC T5...T4 Gb Zone 21, AEx tb IIIC T100°C...T135°C Db Class I, Div 2, Group A, B, C, D T5...T4 Class II, Div 2, Group F, G T5...T4	-40°C ≤ Ta ≤ +40°C or +60°C (T5/T100°C with Ta ≤ +40°C) (T4/T135°C with Ta ≤ +60°C)	+80°C
UL Hazardous Location Canada	Ex db IIC T5...T4 Gb X Ex tb IIIC T100°C...T135°C Db X Class I, Div 2, Group A, B, C, D T5...T4 Class II, Div 2, Group F, G T5...T4			
MPXL6282F0**C	ATEX	⊕ II 2G Ex db IICT6...T4 Gb ⊕ II 2D Ex tb IIIC T85°C...T135°C Db	-40°C ≤ Ta ≤ +50°C or +60°C or +70°C (T6/T85°C with Ta ≤ +50°C) (T5/T100°C with Ta ≤ +60°C) (T4/T135°C with Ta ≤ +70°C)	+80°C with Ta ≤ +60°C +90°C with Ta ≤ +70°C
	IECEX	Ex db IICT6...T4 Gb Ex tb IIIC T85°C...T135°C Db		
	EAC Ex (pending)	1 Ex d IICT6...T4 Gb X Ex tb IIIC T85°C...T135°C Db		
	INMETRO	Ex db IICT6...T5...T4 Gb Ex tb IIIC T85°C...T135°C Db		
	KCs	Ex d IIC T6...T4 Ex tb IIIC T85°C...T135°C		

MAXIMUS MPXL SERIES2 WITH VIDEOTEC ANALYTICS- CERTIFICATIONS AND MARKINGS

Part number	Certification	Marking	Ambient temperature	Cable entry temperature
MPXL1282GV**C, MPXL2282GV**C, MPXL3282GV**C	ATEX	⊕ II 2G Ex db IICT6...T4 Gb ⊕ II 2D Ex tb IIIC T85°C...T135°C Db	-40°C ≤ Ta ≤ +40°C or +50°C or +60°C (T6/T85°C with Ta ≤ +40°C) (T5/T100°C with Ta ≤ +50°C) (T4/T135°C with Ta ≤ +60°C)	+80°C
	IECEX	Ex db IICT6...T4 Gb Ex tb IIIC T85°C...T135°C Db		
	EAC Ex (pending)	1 Ex d IICT6...T4 Gb X Ex tb IIIC T85°C...T135°C Db		
	INMETRO	Ex db IICT6...T4 Gb Ex tb IIIC T85°C...T135°C Db		
	KCs	Ex d IICT6...T4 Ex tb IIIC T85°C...T135°C		
	UL Hazardous Location America	Class I, Zone 1, AEx db IICT5...T4 Gb Zone 21, AEx tb IIIC T100°C...T135°C Db Class I, Div 2, Group A, B, C, D T5...T4 Class II, Div 2, Group F, G T5...T4	-40°C ≤ Ta ≤ +40°C or +55°C (T5/T100°C with Ta ≤ +40°C) (T4/T135°C with Ta ≤ +55°C)	
	UL Hazardous Location Canada	Ex db IICT5...T4 Gb X Ex tb IIIC T100°C...T135°C Db X Class I, Div 2, Group A, B, C, D T5...T4 Class II, Div 2, Group F, G T5...T4		
MPXL6282GV**C	ATEX	⊕ II 2G Ex db IICT6...T4 Gb ⊕ II 2D Ex tb IIIC T85°C...T135°C Db	-40°C ≤ Ta ≤ +40°C or +50°C or +60°C (T6/T85°C with Ta ≤ +40°C) (T5/T100°C with Ta ≤ +50°C) (T4/T135°C with Ta ≤ +60°C)	
	IECEX	Ex db IICT6...T4 Gb Ex tb IIIC T85°C...T135°C Db		
	EAC Ex (pending)	1 Ex d IICT6...T4 Gb X Ex tb IIIC T85°C...T135°C Db		
	INMETRO	Ex db IICT6...T4 Gb Ex tb IIIC T85°C...T135°C Db		
	KCs	Ex d IICT6...T4 Ex tb IIIC T85°C...T135°C		

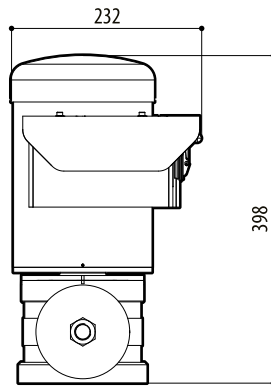
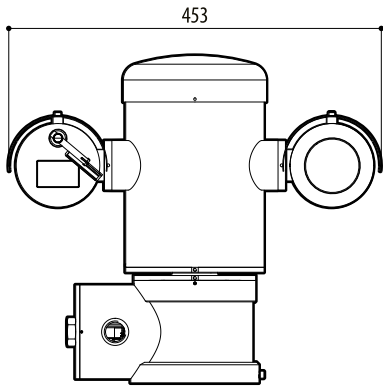
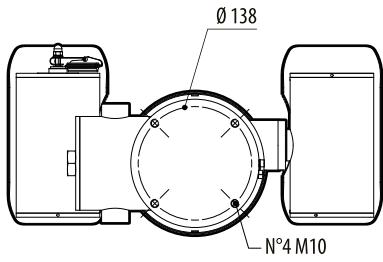
MAXIMUS MPXL SERIES2 - CONFIGURATION OPTIONS

	Voltage	Day/Night camera	Wavelength - IR illuminator	Lens	Temperature class and ambient temperature	Video analytics	ONVIF Profiles	
MPXL	1 from 220Vac up to 230Vac	2 SONY FCB-EV7520 camera, FULL HD 1080p, 30x	8 850nm	2 Spot, Wide	F ATEX - IECEx - INMETRO - EAC Ex - KCs T6...T4 -40°C/+50°C or +60°C or +70°C cULus T5...T4 -40°C/+40°C or +60°C	0 Without integrated video analytics (without VIDEOTEC ANALYTICS)	00 Complies with ONVIF, Profile Q, Profile S and Profile T	C
	2 24Vac		W white light		G ATEX - IECEx - INMETRO - EAC Ex - KCs T6...T4 -40°C/+40°C or +50°C or +60°C cULus T5...T4 -40°C/+40°C or +55°C	V With integrated video analytics (VIDEOTEC ANALYTICS)	01 Complies with ONVIF, Profile S and Profile T	
	3 120Vac							
	6 100Vac							

Not all combinations are possible.

TECHNICAL DRAWINGS

The indicated measurements are expressed in millimetres.



MAXIMUS MPXL SERIES2